

RAMJAS INTERNATIONAL SCHOOL R. K. PURAM NEW DELHI

SUMMER VACATION HOMEWORK 2026

Dear Students

Summer holidays are a time for fun, relaxation, and exploring new hobbies, providing a well-deserved break from the daily routine. This year's holiday homework is designed to be engaging and creative, encouraging students to learn through hands-on activities, projects, and reading while connecting with family.

Key Guidelines for Students (Classes 6-8):

- **Purpose:** The focus is on fostering creativity, independence, and applying classroom knowledge to real-life situations.
- **Activities:** Engage in reading, skill development (music, cooking, art), and physical activity.
- **Projects:** Focus on creative projects, such as building models or creating scrapbooks, using environment friendly materials.
- **Submission:** Complete all work in a separate notebook or on sheets as per the instructions from various subject teachers and submit it upon school reopening on or before the submission deadlines.
- **Safety:** Stay active but prioritize safety, especially during outdoor activities and with parental supervision.

Enjoy your holidays, stay curious, and make this a fun learning experience.

Mind & Heart Summer Journal

SUBJECT: ENGLISH

Class: VI (Session: 2026–27)

"Building Intelligence with Empathy"

Emotional Intelligence | Wellbeing | Creative Expression



This summer, your homework isn't just work — it's a journey inward. Through art, writing, and reflection, you'll explore what it means to feel, to connect, and to grow. Choose activities that speak to your heart. There are no wrong answers — only honest ones.

SUBMISSION GUIDELINES

Complete any 3 activities — one from each section. Present your work in a neat folder (avoid plastic folders), scrapbook or hand-stitched booklet. Quality over quantity — pour your heart in!

Due Date	First day back at school
Minimum	3 activities (one per section)
Format	Handwritten preferred
Presentation	Folder, scrapbook or booklet (avoid plastic folders)

A NOTE FROM THE EDITORIAL TEAM

SANCHITA (school Magazine) has always been a space where student voices matter. This year, we invite you to write with honesty and courage. Mental health is not a weakness — it is human. Your words may be exactly what a classmate, a friend, or even a stranger needs to read.

Write from the heart. Write to be understood. Write to understand yourself.

— The Sanchita Editorial Team

Section 1: CREATIVE ART ACTIVITIES

A. 

STORMS INSIDE ME

My Emotion Weather Map

Drawing / Painting

Create a 'weather map of your heart' — a painted or drawn scene where different emotions are represented as weather patterns. What storms are raging? Where does the sun break through?

Step 1: List 5 emotions you felt this year. Map each to a weather type (e.g. joy = sunshine, anger = thunderstorm)

Step 2: Draw or paint a landscape that shows all 5 'emotional weather zones' at once

Step 3: Label each zone and write one sentence about why that emotion visits you

[Painting] [Sketching] [Watercolour]

B. 

FRIENDSHIP HEALS

A Comic Strip of Kindness

Comic Strip / Illustration

Create a 6-panel comic strip showing how one act of friendship changed someone's day. It could be real or imagined — the magic is in the storytelling!

Step 1: Think of a time a friend (or you) helped someone who was struggling

Step 2: Sketch 6 panels: the problem → the helper notices → the act → the reaction → the change → the moral

Step 3: Add speech bubbles, colour, and a catchy title for your comic

[Comic Strip] [Caricature] [Doodling]

Tip: Caricatures work great here — exaggerate facial expressions to show big emotions!

C. 

FINDING PEACE

My Peaceful Place Poster

Poster / Mixed Media

Design a detailed poster of a place — real or imagined — where you feel completely at peace. Use colours, textures, cut-outs from magazines, or drawings to bring it alive.


Step 1: Close your eyes and imagine your most peaceful place. What do you see, hear, smell?

Step 2: Create the poster using any medium — paint, collage, pencil, or a mix

Step 3: Add a short poem or quote in your own words in one corner

[Poster] [Collage] [Mixed Media]

Section 2: WRITTEN WORD ACTIVITIES

A. 

EMOTIONAL INTELLIGENCE

My EQ Field Guide

Article / Illustrated Guide

Write a short illustrated guide titled 'Emotional Intelligence: A Beginner's Handbook for 6th Graders.' Make it something YOU would actually want to read!

Step 1: Write 4-5 short sections: What is EQ? Why does it matter? How to read emotions? How to manage your own? Real-life examples

Step 2: Add doodles, diagrams, or mini comics to illustrate each section

Step 3: Design a cover page with a catchy title and your name as the author!

[Article] [Illustrated] [Creative Writing]



THE VOICE WITHIN

One-Act Play: The Inner Debate

One-Act Play / Script

Write a short one-act play where the characters are YOUR emotions — Anger, Fear, Joy, Sadness, and Confidence. They argue about how to handle a tough situation you've faced.

Step 1: Choose a real or imagined situation: a fight with a friend, a big test, feeling left out

Step 2: Give each emotion a personality and distinct speaking style (Anger is loud, Fear whispers, Joy rambles)

Step 3: Write the script (minimum 2 pages) with stage directions. End with a resolution

[One-Act Play] [Script] [Drama]

Inspired by Inside Out? Go deeper — let your characters surprise you!



HOPE IN DIFFICULT TIMES

Letters to My Future Self

Letter / Pen Pal Writing

Write 3 letters — one to your future self at age 16, one to a classmate you've never spoken to, and one to someone in the world who needs hope right now.

Step 1: Letter 1 to Future You: What do you hope they've learned? What should they remember about who you are today?

Step 2: Letter 2 to a Classmate: Imagine what they might be going through. Write with kindness and curiosity

Step 3: Letter 3 to the World: Write about hope, resilience, or what you wish for humanity

[Letter Writing] [Pen Pal] [Reflective]

Section 3: ✨ THINK OUTSIDE THE BOX



RISE AGAIN · SELF-CONFIDENCE

My Personal Strength Zine

Mini Magazine / Zine

Fold 2 sheets of paper into an 8-page mini magazine (zine) all about YOU — your strengths, your story, your voice. Mix writing, drawing, and collage.

Step 1: Page 1: Cover with your name in bold lettering. Page 2: 'My Superpower' — what is your unique strength?

Step 2: Page 3-4: A time you fell and got back up — illustrated story. Page 5: Things that give you energy

Step 3: Page 6-7: Interviews with yourself — 5 honest questions & answers. Page 8: A message to the world

[Zine] [Collage] [Self-Expression]

Look up 'how to fold a one-sheet zine' — the folding trick is like magic!

B.

WHY MENTAL HEALTH SHOULD BE DISCUSSED

Break the Silence Campaign

Creative Campaign Project

Design a mini awareness campaign for your school. Create a poster, a 5-line spoken word piece, and a campaign slogan — all with one message: it's okay not to be okay.

Step 1: Choose the one myth about mental health you most want to bust (e.g. 'crying is weakness')

Step 2: Create a bold visual poster that challenges that myth. Use powerful imagery and minimal text

Step 3: Write a 5-line 'spoken word' poem that could be read aloud in assembly — powerful, honest, yours

[[Poster](#)] [[Spoken Word](#)] [[Campaign](#)]

C.

UNDERSTANDING ANGER & EMOTIONS

The Emotion Decoder — An Illustrated Dictionary

Illustrated Reference / Story

Create an illustrated 'Emotion Dictionary' for 8 emotions. For each: a definition in your own words, a face sketch, a colour, a metaphor, and a short story where that emotion appears.

Step 1: Choose 8 emotions: include some complicated ones like guilt, envy, awe, or loneliness

Step 2: For each: draw the facial expression, describe the feeling in 2 lines, and assign it a colour + texture

Step 3: Write a 3-sentence mini story (real or fiction) for each emotion — showing it, not just naming it

[[Illustrated](#)] [[Dictionary](#)] [[Creative Writing](#)]

हिंदी ग्रीष्मावकाश गृहकार्य

कक्षा - ६ (हिंदी)

- 1) रामायण सार का बालकांड और अयोध्याकांड पढ़िए। दिए गए प्रश्नों (बालकाण्ड) में से कोई २५ प्रश्न-उत्तर हिंदी गृहकार्य पुस्तिका में सुंदर लिखाई में लिखिए । (साथ में प्रश्न अवश्य लिखिएगा)
- 2) दिए गए सभी बीस उत्तरों (अयोध्याकांड) के लिए उचित प्रश्न बनाकर लिखिए । (साथ में उत्तर अवश्य लिखिएगा)
- 3) रामचरितमानस / रामायण सार में से कोई ऐसी घटना जो आपको बहुत अच्छी लगी और जिसने आपको बहुत प्रभावित किया हो,उसे A4 शीट पर सुंदर रंगीन चित्र द्वारा प्रस्तुत कीजिए।
- 4) पिटारा में से **भोला नाना** और **वह रूप** इन दो कहानियों के मुख्य पात्रों (भोला नाना और चार्ली चैपलिन) के गुणों / विशेषताओं के बारे में बताते हुए लगभग पचास शब्दों का अनुच्छेद लिखिए ।
- 5) पिटारा में से **परीक्षा** और **शापमुक्ति** कहानियाँ पढ़िए और उनसे मिली शिक्षा लगभग चालीस-चालीस शब्दों में लिखिए।

विशेष - सारा लिखित कार्य एक अलग पुस्तिका में कीजिए । प्रत्येक कार्य का उचित शीर्षक दीजिए, एक प्रश्न और उसका उत्तर पूरा हो जाने पर एक लाइन खाली छोड़िए । विद्यार्थी स्वयं लिखेंगे। इसी कार्य पर सुलेख और आंतरिक मूल्यांकन के अंक लगाए जाएँगे।

बालकांड (प्रश्न)

दिए गए प्रश्नों के उत्तर लिखिए । (प्रश्न और उत्तर दोनों लिखिए)

- 1) राजा दशरथ किस वंश के राजा थे ?
- 2) अयोध्या किस नदी के किनारे बसी हुई है ?
- 3) अयोध्या नगरी को किसने बसाया था ?
- 4) मनु और उनके वंशज क्या कहलाते थे ?
- 5) सूर्यवंश के किन्हीं तीन राजाओं के नाम लिखिए ?
- 6) राजा दशरथ कैसे राजा थे ?
- 7) राजा दशरथ की तीन रानियों के नाम लिखिए ?
- 8) राजा दशरथ की रानियाँ कैसी थीं ?
- 9) राजा दशरथ के मंत्रियों में प्रमुख मंत्री कौन थे ?
- 10) राजा दशरथ के राजगुरु कौन थे ?
- 11) राजा दशरथ को क्या दुख था ?

- 12) गुरु वशिष्ठ के गुणों के बारे में बताइए ?
- 13) गुरु वशिष्ठ ने राजा दशरथ को कौन-सा यज्ञ करने की सलाह दी ?
- 14) पुत्रेष्टि यज्ञ किन ऋषि की देखरेख में हुआ ?
- 15) यज्ञ की अंतिम आहुति पड़ते ही राजा दशरथ को किसका आशीर्वाद मिला ?
- 16) चैत्र मास के शुक्ल पक्ष की नवमी को किसका जन्म हुआ था ?
- 17) राजा दशरथ के चारों पुत्रों का क्या नाम रखा गया ?
- 18) दशरथ के राजकुमारों की शिक्षा-दीक्षा किसके आश्रम में हुई ?
- 19) गुरु पत्नी का क्या नाम था ?
- 20) राजकुमार आश्रम में क्या-क्या काम करते थे ?
- 21) किन राजकुमारों ने युद्ध कौशल और शस्त्र संचालन में निपुणता प्राप्त की ?
- 22) अपने किन गुणों के कारण राम दशरथ के सबसे अधिक प्रिय थे ?
- 23) महर्षि विश्वामित्र कौन-सा यज्ञ कर रहे थे ?
- 24) महर्षि विश्वामित्र के यज्ञ में कौन बाधा डालते थे ?
- 25) महर्षि विश्वामित्र ने राम और लक्ष्मण को कौन-सी विद्याएँ सिखाई ?
- 26) ताड़का किस राक्षस की पत्नी थी ?
- 27) मारीच और सुबाहु किसके पुत्र थे ?
- 28) सरयू और गंगा नदी के संगम के पास किस भगवान का आश्रम था ?
- 29) ताड़का वध से प्रसन्न होकर महर्षि विश्वामित्र ने राम और लक्ष्मण को कौन-से चक्र और अस्त्र-शस्त्र दिए ?
- 30) महर्षि विश्वामित्र के सिद्धाश्रम में किसने कठोर तप किया था ?
- 31) राम ने मारीच पर किस अस्त्र का प्रयोग किया ?
- 32) मारीच डरकर कहाँ के जंगलों में जा छिपा ?
- 33) राजा जनक के पास कौन-सा अद्भुत धनुष था, नाम बताइए।
- 34) सोन नदी के पास किसका उजाड़ और सुनसान आश्रम था, वहाँ राम ने क्या किया ?
- 35) राजा जनक कहाँ के राजा थे ?
- 36) उर्मिला किसकी पुत्री थी ?
- 37) मांडवी और श्रुतकीर्ति किसकी पुत्री थीं ?
- 38) कुशध्वज की पुत्रियों के क्या नाम थे ?

39) अयोध्या के राजकुमारों के विवाह के समय मिथिला नगरी की शोभा का वर्णन कीजिए।

40) राजा दशरथ जब चारों राजकुमारों और पुत्रवधुओं को लेकर अयोध्या लौटे तो वहाँ क्या-क्या हुआ ?

रामायण सार (अयोध्या कांड)

दिए गए उत्तरों के आधार पर प्रश्न बनाकर लिखिए । (उत्तर और प्रश्न दोनों लिखिए)

उत्तर १) भरत के मामा का नाम युधाजित था।

उत्तर २) युधाजित भरत को अपने साथ कैकय देश लेकर जाना चाहते थे।

उत्तर ३) भारत के नाना का नाम अश्वपति था।

उत्तर ४) राम के राज्याभिषेक को षड्यंत्र बताने वाली मंथरा थी।

उत्तर ५) महाराजा दशरथ ने इंद्र और शंबरासुर के युद्ध में इंद्र की सहायता की थी।

उत्तर ६) कैकयी का पहला वरदान था कि भारत का राज्याभिषेक किया जाए।

उत्तर ७) कैकयी ने दूसरा वरदान यह माँगा कि राम को चौदह वर्ष का वनवास दिया जाए।

उत्तर ८) राम, लक्ष्मण और सीता को वल्कल वस्त्र कैकयी ने दिए।

उत्तर ९) राम, लक्ष्मण और सीता को केवट ने गंगा नदी पार करवाई।

उत्तर १०) संगम में स्नान करने के बाद राम, लक्ष्मण और सीता भरद्वाज मुनि के आश्रम में गए।

उत्तर ११) भरद्वाज मुनि ने उन्हें चित्रकूट पर्वत पर रहने का परामर्श दिया।

उत्तर १२) अयोध्या के राजसिंहासन पर राम की चरण पादुकाएँ स्थापित कर दी गईं।

उत्तर १३) भरत नंदीग्राम में रहकर तपस्या करने लगे।

उत्तर १४) भरत, माताओं, गुरु वसिष्ठ और प्रजाजनों ने राम से अयोध्या लौट चलने का आग्रह किया।

उत्तर १५) राम को जब पिता की मृत्यु का समाचार मिला तो वे स्वयं को उनकी मृत्यु का कारण मानकर फूट-फूट कर रोने लगे ।

उत्तर १६) राम को मनाने के लिए भारत अपनी माताओं, गुरुजनों मंत्रीगणों, सभासदों एवं सेना के साथ चित्रकूट के लिए निकल पड़े।

उत्तर १७) धूल के गुबार और भय से इधर-उधर उड़ती चिड़ियों को और वन्य पशुओं को देखकर निषादराज को संदेह हुआ कि कहीं भरत राम पर आक्रमण तो नहीं करना चाहते ।

उत्तर १८) पिताजी मृत्यु का समाचार जानकर और यह जानकर कि राम, लक्ष्मण और सीता वनवास को चले गए, भरत दुखी और क्रोधित हो गए।

उत्तर १९) राजा दशरथ की मृत्यु के बाद गुरु वशिष्ठ ने दूतों को कैकय देश भेजा और उनसे कहा कि अयोध्या की घटनाओं के बारे में किसी से कुछ मत कहना ।

उत्तर २०) पहले राम का वन गमन और फिर राजा दशरथ का परलोक गमन, इन दो घटनाओं से अयोध्या में कोहराम मच गया।

वर्ष (2026-2027)
ग्रीष्मावकाश गृहकार्य
कक्षा-षष्ठम्
विषय-संस्कृत

पठित पाठों को अनुवाद सहित याद करें।

दिव्यम भाग -1

*शब्द- परिचय:(संज्ञा)

शब्दरूपों को अपनी ग्रीष्मावकाश गृहकार्य कॉपी में लिखकर स्मरण करें।

*शब्द रूप-देव,लता,फल (केवल प्रथमा विभक्ति)याद करे-

*सर्वनाम शब्द रूप-तत्, किम्, एतत्, इदम् शब्द रूप तीनों लिंगों में याद करें। (प्रथमा एवं द्वितीया विभक्ति में) याद करें

*अस्मद, युष्मद(प्रथमा एवं द्वितीया) याद करें-

*धातु रूप-अस्, कृ, भू, पठ् लट् लकार ,वर्तमानकाल में याद करें-

*संख्या-1से20 तक तीनों लिंगों में

एक से चार तक की संख्या के तीनों लिंगों के A4 शीट पर चित्र बनाकर रंग भरकर संस्कृत में संख्या लिखिए-

*समय- घड़ी का (Modal) माडल बनाना है -

वादनम्, सपाद,सार्ध,पादोन समय कक्षा में प्रत्येक छात्र से पूछा जाएगा -

विशेष - सभी कार्य को कॉपी में अवश्य लिखें।

* प्रोजेक्ट कार्य-

निम्न सभी फलों के A4 शीट पर अलग-अलग बड़ा चित्र बनाकर और रंग भर कर हिंदी और संस्कृत एवं सिक्किम में बोली जाने वाली भाषा में नाम लिखिए। इस कार्य के पांच में से अंक दिए जाएंगे।

शीट के पिछले हिस्से में ही एक कोने में आप अपना नाम और कक्षा अवश्य लिखें।

आम्रम्- आम

द्राक्षा- अंगूर

कदलीफलम्- केला

सेवफलम् - सेब

नारंगम्- संतरा

दाडिमम्- अनार

नारिकेलम्- नारियल

आम्रलम्- अमरूद

जम्बूफलम्- जामुन

बदरीफलम्- बेर

लीचिका- लीची

खर्जूरम्- खजूर

SUMMER VACATIONS HOMEWORK (MATHS)

CLASS 6 (2026-27)

MATHEMATICS IS AN IMPORTANT PART OF OUR DAILY LIFE. IT HELPS US TO THINK LOGICALLY AND SOLVE PROBLEMS. THIS HOLIDAY HOMEWORK IS DESIGNED TO MAKE LEARNING MATHS FUN AND INTERESTING. THROUGH VARIOUS ACTIVITIES AND EXERCISES, EXPLORE DIFFERENT CONCEPTS OF MATHEMATICS IN A CREATIVE WAY.

1. Number Pattern Art (Chapter: Patterns in Numbers)

- Create a rangoli using numbers forming a pattern (triangular, square, hexagonal numbers).• Example:

1, 3, 6, 10... → draw dots and join them to form shapes. Use different material to make it creative.

- Write a short explanation: What pattern did you observe?



2) Creating My Maths city using 3D shapes

- Create your own dream city using different 3D shapes by using only eco friendly material
- You can give your own creative names to different buildings .

.3) Maths Game Design

- Create a board game using:
- Dice ,Addition/subtraction rules.
- Example: “If you land on 12, subtract 5.”

4) Junior Thinkers: Chapters 3 and 4

5) Complete all questions from the worksheet booklet of the following chapters:

Chapter 1, 2 and 3

6) Learn tables 2 to 20 .Write each table 2 times

Do your work in a creative way on A4 size coloured sheets and place it in a paper folder.(Activity 1 and 2)


SUMMER HOLIDAY HOMEWORK (2026-27)
CLASS VI
SUBJECT - SCIENCE

Dear Students,

Your Science holiday homework for this summer is designed to encourage you to **observe, explore, and think scientifically about the world around you**. These activities will help you connect classroom learning with real-life situations through hands-on experiences and creative expression. By completing them, you will strengthen your understanding of concepts, develop curiosity, and enhance your investigative skills.

✨ *“The important thing is to never stop questioning.” – Albert Einstein*

 **Important Instructions (Green Policy):**

 In line with the school’s eco-friendly policy, students are encouraged to use **biodegradable and sustainable materials** while preparing their holiday homework.

 **Say NO to plastic files, folders, and thermocol** – homework submitted in such materials will not be accepted.


 To promote environmental responsibility, **extra credit will be awarded** for innovative use of eco-friendly and recyclable resources.


 **General Instructions:**


 Homework must be **neatly handwritten**. Printed content will not be accepted.

 Include **diagrams, illustrations, photographs, and creative artwork** wherever possible.

 You may refer to **textbooks, the internet, magazines, and newspapers** for research.


 Students must ensure that the work is done **independently**.

 Begin each task on a **new page** with proper headings and neat presentation.

 Regular revision of all chapters covered so far is highly recommended.

 **Assessment Rubrics (Total: 5 Marks)**

- **Presentation** – 1 mark
- **Creativity** – 1 mark
- **Content/Explanation** – 2 marks
- **Timely Submission** – 1 mark

 *Let’s work together to protect our planet while making learning meaningful and fun!*

ACTIVITY 1: Agricultural Science Project and Report



With the growing population and technological development, we have been facing land scarcity for agriculture. **Hydroponics** is a branch of agricultural science that helps us cope with this difficulty. It is the practice of **growing plants** in dissolved nutrient solutions without soil. Find out the advantages and disadvantages of hydroponics and prepare a project report on the same. Students should grow a plant with **hydroponics**. Compare its growth with a potted plant on a weekly basis. Bring it to school when school reopens.



ACTIVITY 2: Study of a traditional Nepalese & Indian dish



The Bhutia community in Sikkim makes a traditional dish called "Gundruk" from vegetables. Find out more about how **Gundruk** is made, including the **fermentation process** and why it is **important to their diet**. Collect pictures of Gundruk and how it is prepared, and put them on a chart paper. Also, write a short paragraph explaining how Gundruk is made and why it is important to the Bhutia people.

ACTIVITY 3: Design a “Healthy Plate”. Objective: To understand a balanced diet and mindful eating.

Step 1: Cut a sheet into a circular shape, divide it into sections: Fruits, Vegetables, Proteins, Grains, Dairy.

Step 2: Paste/draw food items from each category to make a balanced meal.

Step 3: Write 2–3 **tips on mindful eating** around the edge of the plate.

Step 4: Write the learning obtained from it. Reflect upon it.



QUESTION: What are the components of food? Explain each part in detail with examples and diagrams.

OR

ACTIVITY 3: Roll No.1-15- ‘Unlocking immune potential’ - Make a wall hanging/wind chime depicting immunity boosters and their benefits.



Roll No. 15-30- ‘Nurture your body, nourish your soul’- Learn, practice, and perform ANY three yoga poses. Click and paste your photographs on an A-4 size sheet, mentioning the name and any three benefits of each yoga pose.

Roll No.31 onwards ‘No Flame Nutritional cooking’- Make any two nutritional dishes without using flame. Click your photographs while making the dish and while serving it to your family. Decorate flash cards by pasting these photographs along with the recipe of your dishes.

★ **REVISE CHAPTERS DONE IN SCHOOL AND PREPARE FOR THE UNIT TEST.**

Class VI June Holiday Homework

Social Science: Early Humans & Safety Awareness

- Activity A: Map Labelling

On an outline map of India, mark and label any three important prehistoric sites from the Palaeolithic, Mesolithic, or Neolithic periods (for example, Bhimbetka Rock Shelters). You may use simple symbols or colours to make your map neat and clear.

- Activity B: Mini Research Task

Choose any one Classical Dance Form of India (such as Bharatanatyam, Kathak, or Odissi).

Write 5–6 lines covering:

- * The state it belongs to
- * Its costume and style
- * Any one interesting feature or fact

- Activity C: Situational Thinking

Imagine your school is located near a coastal area and a tsunami warning siren has been sounded.

Write 5–6 points on:

- * What actions you would take immediately
- * Safety measures you would follow during evacuation
- * How you would help others stay calm and safe

Skills Developed: Historical understanding, cultural awareness, map skills, critical thinking

Art Integration: Unity in Diversity

- Activity: Poster Making

Create a colourful poster on the theme “Unity in Diversity.”

You may include:

- * Different cultures, festivals, or traditional dresses of India
- * Symbols of national unity
- * A meaningful slogan

Skills Developed: Creativity, appreciation of diversity, visual expression

Holidays Homework

Class VI

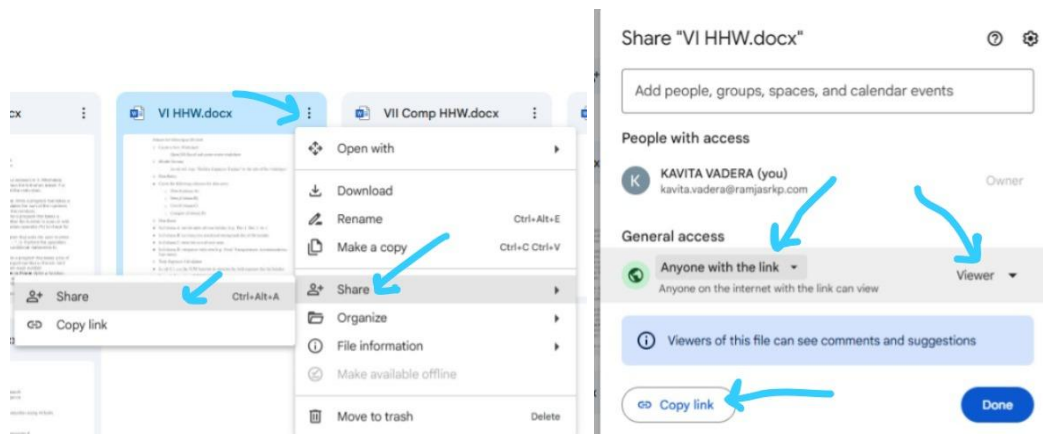
Topic: MS Excel (Formulas, Functions & Charts)

- ◆ Create an Excel worksheet and enter marks of **5 subjects** for **5 students**.
- ◆ Use formulas to calculate:
 - Total marks
 - Percentage
- ◆ Apply at least **2 functions** (e.g., SUM, AVERAGE).
- ◆ Demonstrate **cell referencing** (any 2 types with examples).
- ◆ **Sort** the data (ascending/descending by marks).
- ◆ Create a **chart (bar or pie chart)** based on the data.
- ◆ Customize the **worksheet tab name and color**.

Submission:

- Upload the excel file in your drive.
- Share the viewer access.
- Copy and paste the link and submit through the google form:

<https://forms.gle/Zj82wy3u2yyAnhT67>



ART HOLIDAY HOMEWORK

CLASS 6 (2026-27)

FROM ARTBOOK-

1. Leaf and flower impression painting (pg 46) -You can make any image of your choice
2. Impressions around you- using a sheet of paper and crayon/pencil or using Play dough, try taking impressions of interesting things around you like a hairclip, a tiny toy car a rock, a wooden box carving, etc and make it a fun activity.